

HS-150 Premium Accelerometer

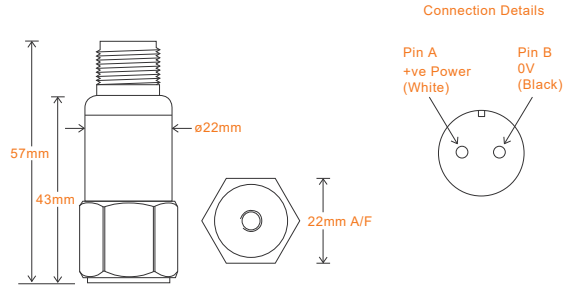
AC acceleration output via 2 Pin MS Connector

Key Features

- For use with data collector
- Premium design
- Customisable features

Industries

Building services, Pulp and Paper, Mining, Metals, Utilities, Automotive, Water, Pharmaceutical



Technical Performance

Mounted Base Resonance	see 'How To Order' table (nominal)
Sensitivity	see: 'How To Order' table $\pm 10\%$ Nominal 80Hz at 22°C
Frequency Response	1.5Hz (90cpm) to 10kHz (600kcpm) $\pm 5\%$ 0.5Hz (30cpm) to 12kHz (720kcpm) $\pm 10\%$ 0.2Hz (12cpm) to 15kHz (900kcpm) $\pm 3dB$
Isolation	Base isolated
Range	see: 'How To Order' table
Transverse Sensitivity	Less than 5%

Mechanical

Case Material	Stainless Steel
Sensing Element/Construction	PZT/Shear
Mounting Torque	8Nm
Weight	106gms (nominal) body only
Screened Cable Assembly	see: www.hansfordsensors.com for options
Connector	HS-AA004 - non-booted HS-AA053 or HS-0054 - booted
Mounting Threads	see: 'How To Order' table

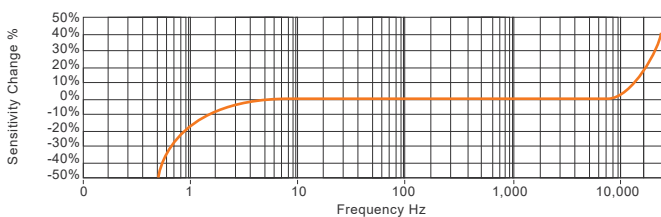
Electrical

Excitation Voltage:	18-30Volts DC
Electrical Noise	0.1mg max
Current Range	0.5mA to 8mA
Bias Voltage	10 - 12 Volts DC
Settling Time	2 seconds
Output Impedance	200 Ohms max.
Case Isolation	$>10^9$ Ohms at 500 Volts

Environmental

Operating Temperature Range	-55 to 150°C
Sealing	IP68
Maximum Shock	5000g
EMC	EN61326-1:2013

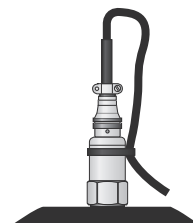
Typical Frequency Response (at 100mV/g)



Applications

Fans, Motors, Pumps, Compressors, Centrifuges, Conveyors, Air Handlers, Gearboxes, Rolls, Dryers, Presses, Cooling, VAC, Spindles, Machine Tooling, Process Equipment

Vibration sensor should be firmly fixed to a flat surface (spot face surface may be needed to be produced and cable anchored to sensor body.)



How To Order

Product Prefix	Product Series	Options											
HS - Hansford Sensors	150 - Premium Industrial Vibration Sensor	H	S	1	5	0	X	X	X	X	X	X	X
Extra Options (if required)	Sensitivity	Range	Resonant Frequency	Cable/Connector				Mounting Threads					
F - Filtered	010 - 10mV/g	$\pm 800g$	34kHz (2,040kcpm)	01 - PUR	01 - 1/4-28" UNF Female								
L - 316L Stainless Steel	030 - 30mV/g	$\pm 250g$	33kHz (1,980kcpm)	02 - Braided	02 - 1/4-28" UNF Male								
RT - Temperature Output PT100	050 - 50mV/g	$\pm 160g$	32kHz (1,920kcpm)	07 - Silicon	05 - Quick Fit Female								
S - 90° Side Exit	100 - 100mV/g	$\pm 80g$	30kHz (1,800kcpm)	08 - Flame Retardant	06 - M6 x 1mm Male								
T - Temperature Output	250 - 250mV/g	$\pm 32g$	28kHz (1,680kcpm)	50 - 2 Pin MS	08 - M8 x 1.25mm Male								
Y - 5% tolerance on sensitivity	500 - 500mV/g	$\pm 16g$	26kHz (1,560kcpm)	54 - M12	10 - M10 x 1.5mm Male								



ACOEM Australia
8/69 Sir Donald Bradman Drive
Hilton SA 5033
Adelaide Australia

+61 (0)8 8355 8000
info.au@acoem.com

We reserve the right to alter the specification of this product without prior notice

TS217.5

